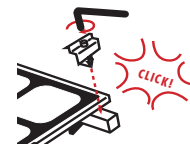




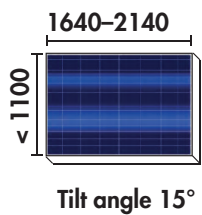
ALFA 2.1 STAND FOR FLAT ROOFS

INSTALLATION GUIDE



MEASUREMENTS

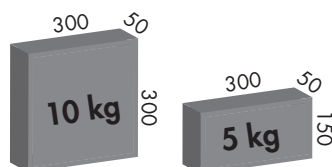
Panel size:



Alfa stands are delivered pre-assembled.

Project specific wind load calculation and ballast layout.

Maximum concrete block sizes for the ballasting of rear wind deflector.



TOOLS

Hex key 6



Screwdriver



Socket wrenches



AV 10 6

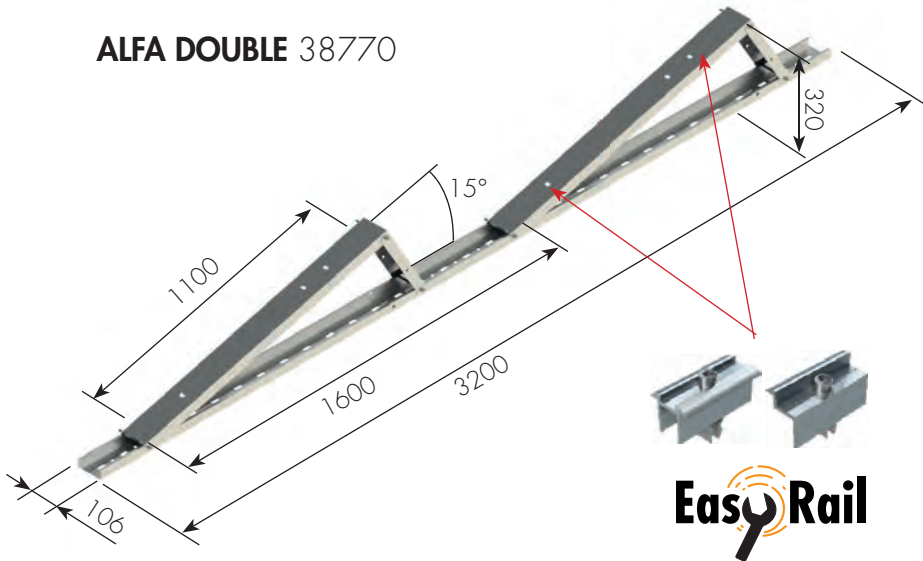
AV 13 8

Torque wrench




1. ALFA STANDS

ALFA DOUBLE 38770




ALFA SINGLE 38780



Protective Rubber Mat for Bitumen 36580

Protective Rubber Mat for PVC 38160

- 4 pc./Alfa, 2 pc./Alfa Single



Joint piece 38790

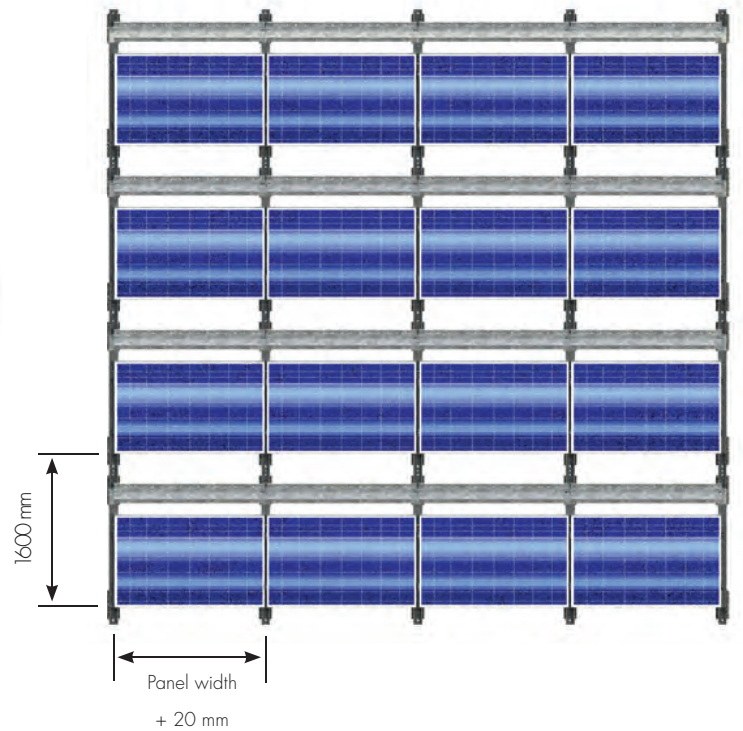
Tapite M6x16 40124

8 x

AV 10



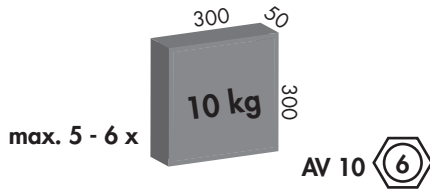
Field spacing



2. BALLAST AND WIND DEFLECTOR

Placing of ballast blocks on rear wind deflector (38800-X)

Fastening: 2 x  M6x16 Taptite/Wind deflector.


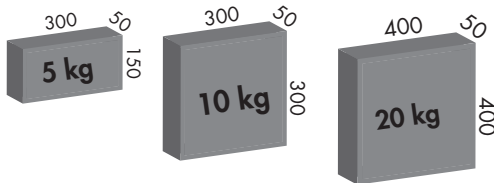


Rear wind Deflector models

38800-*	-1	-2	-3	-4	-5	-6	-7	-8	-9	-10
Panel range [mm]	1640-1690	1690-1740	1740-1790	1790-1840	1840-1890	1890-1940	1940-1990	1990-2040	2040-2090	2090-2140
Ballast blocks	5	5	5	5	5	6	6	6	6	6

Secondary placing of ballast blocks

Other ballast block sizes may be placed on the bottom beam. For example:



3. INSTALLING THE PANELS

Easy Rail Middle Clamp Set 40 mm 10 pc. 36780, black 3678033



Easy Rail End Clamp Set 40 mm 8 pc. 36770, black 3677033

Easy Rail Middle Clamp Set 35 mm 10 pc. 36540, black 3654033


Easy Rail End Clamp Set 35 mm 8 pc. 36530, black 3653033

Easy Rail Middle Clamp Set 30 mm 10 pc black 3858033

Easy Rail End Clamp Set 30 mm 8 pc, black 3857033



Bi-directional integrated cablerouting.



4. ACCESSORIES


ALFA ALPINE 38760

Additional middle support for snowy regions.

+ 2x Protective Rubber Mat

(Bitumen 36580/PVC 38160)

+ 2x End Clamp



Solar UP - Universal Platform


Non penetrating fixing system for flat and low slope SBS/bitumen roofs.

UP Plate 36300

UP SBS Mat 36390

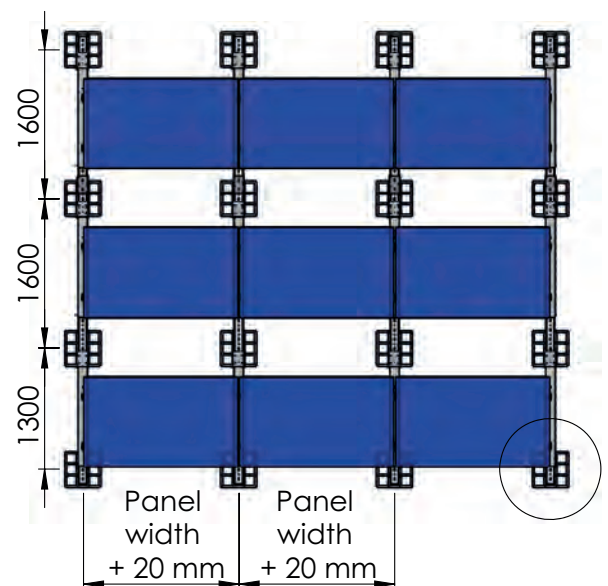
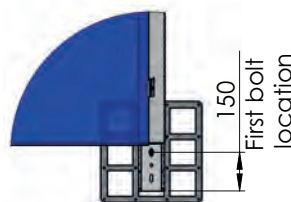
UP Bolt Set, 10 pc. 36310

Installation guide: Solar UP - Universal Platform




UP plate placing

- First 1300mm.
- Next 1600mm.



Cable holder 50 pc. 36550

Cable holder attached to the panel frame. Can hold up to 4 cables. One holder per one panel.



Grounding washer 50 pc. 36760

Use to ensure the continuity of grounding. Install the grounding washer under one middle clamp.

